

GENERAL SPECIFICATIONS

LOA	9,78 m
Hull length	8,96 m
Beam	3.49 m
Light displacement	6.270 kg
Air draft	2,55 m
Draught	0,80 m
Fuel tank capacity	285L
Fresh water tank capacity	380L
Black water tank	170L + 170L
Maximum engine power	80,90kW/110hp



LOUNGETOP VERSION

ARCHITECTS / DESIGNERS

Naval Architec – Vripack
Exterior and interior design – Vripack
Engineering – Delphia Yachts

EC CERTIFICATION

- Category C – 8 people
- Category D – 10 people

CONSTRUCTION

HULL Standard

- "Pure" white gelcoat, RAL 9016
- "Pearl" green waterline stripes, RAL 6035
- GRP hand lay-up using with anti osmosis barrier incl. balsa core sandwich construction
- Structural hull counter moulding in monolithic laminate
- 2x hull portlights, acrylic glass
- Protective rubrail along the hull, black
- Bathing platform incl. boarding ladder

DECK Standard

- "Pure" white gelcoat, RAL 9016
- GRP hand lay-up incl. balsa core sandwich construction
- Structural counter moulding in monolithic laminate
- Diamond tip type non-slip surface

Options

- «Storm» grey hull, gelcoat (RAL 7004)
- «Steel» blue hull, gelcoat (RAL 5011)
- Composite steering wheel

TRIM LEVEL AND PACKS

"ESSENTIAL" TRIM LEVEL 2024, 230V/50HZ INCLUDES

- Anchor bow roller, stainless steel
- 2x midship cleats
- Mooring kit (4x mooring line incl. 6x fender)
- 1x additional service batteries, AGM, 95Ah
- Water heater, 40l
- Indirect lighting in salon and cabins
- Courtesy lights in cockpit and catwalks
- USB sockets in salon and cabins
- 1x additional windshield wiper on port, electric
- Curtains in cabins
- Horn
- Shore power cable, 15m
- Cover for steering wheel

"LOUNGE" TRIM LEVEL 2024, 230V/50Hz INCLUDES

- «Essential» trim level 2023
- 2x transom mooring cleats for cross docking
- 1.000W electric windlass
- Shore fresh water supply
- Hot & cold shower at transom
- Pleated shades in cabins (instead of curtains)
- Mosquito nets on portholes
- Navigation maps storage
- Storage sleeves in cabins
- 12V/230V, 2.000W inverter
- Single burner hob in wetbar
- Fusion MS-RA70N unit with bluetooth incl. 2x interior, 2x cockpit speakers
- Wireless phone charger at dashboard

"INLAND" ELECTRONIC PACK 2024 INCLUDES

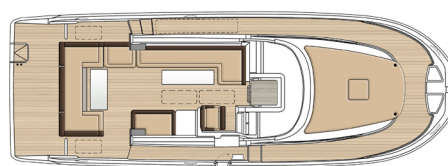
- Simrad RS20S VHF radio incl. antenna
- Simrad NSS EVO3 9" multifunction touchscreen display, at helm
- Simrad transducer

"COASTAL" ELECTRONIC PACK 2024 INCLUDES

- Simrad RS20S VHF radio incl. antenna
- Simrad NSS EVO3 9" multifunction touchscreen display, at helm
- Simrad transducer
- Simrad autopilot

BOW LOUNGE AREA PACK 2024

- Bow lounge cushion incl. 4x cup holders
- Bow lounge area awning, black incl. 2x poles and sockets



Main deck

DECK EQUIPMENT

SIDE DECKS

- Bulwark side gate on starboard side

MOORING

Standard

- Anchor locker incl. pad eye for chain fixation
- 4 mooring cleats, stainless steel

Options

- Anchor bow roller, stainless steel
- 1.000W electric anchor windlass incl. remote control (only w/trim level)
- Bow sprit incl. telescopic boarding ladder
- 2x additional midship & transom mooring cleats

SAFETY ON DECK

- Guardrail from midships to bow, stainless steel
- Handrail on wheelhouse, stainless steel
- Transom gates, stainless steel

COCKPIT

Standard

- Self bailing cockpit
- 1x large storage locker in cockpit bottom, lockable
- Cockpit bench incl. 2x storage lockers
- Gas bottle locker in cockpit bench (fitting 2x 2,75kg gas bottles)

Options

- Hot/cold water cockpit shower
- Removable cockpit table
- Complete cockpit enclosure («Dune», «Navy» or «Silver» color)
- Transom bike rack (2 bikes) incl. 230V socket in cockpit
- Folding cockpit bench backrest system
- Roof racks
- Additional seat in cockpit
- Synthetic teak cockpit and partial catwalks to the stairs
- Synthetic teak in salon
- Synthetic teak bow catwalks
- Synthetic teak bathing platform

WHEELHOUSE

Standard

- Headliner in gloss finish GRP

Options

- 2x large sliding hatches covering salon area, electric or manual (option)
- 7x photovoltaic panels on coachroof (option)
- Search light (option)
- Indirect lights, LED

WETBAR

Standard

- «Nero black» lid
- Moulded steel sink w/ foldable hot/cold mixer tap
- Front opening fridge, 49L
- Storage locker

Options

- Wetbar lid in 'Dolomite white' material
- 1 burner gas hob cooker, stainless steel
- Drawer fridge, 30L

AMBIANCE

Standard

- Alpi Walnut interior woodwork
- Grey oak style floors
- Interior cushions fabrics: Drom «Sand»
- Worktop in composite «Nero Black» material

Options

- Interior cushions fabrics; Navy
- Interior cushions fabrics: Carbon
- Worktop surface «Dolomite white» for furniture in Walnut (instead of standard)
- Worktop surface «Dolomite white» for furniture in White
- Oak (instead of standard)

SALON

Standard

- L-shape dining bench with storage space
- 230V socket

Options

- Foldable dining table incl. cup holders
- Indirect lights

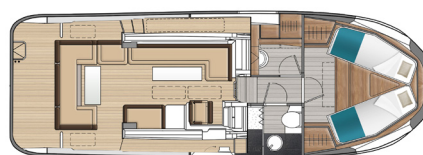
STEERING STATION

Standard

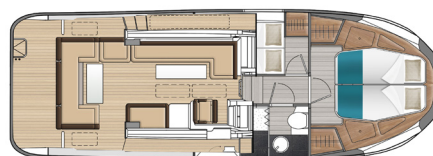
- Single-seater pilot seat
- Clear glass windscreen with aluminium frames, black
- Dashboard includes:
 - Engine throttle control
 - Engine instrumentation: rev counter, fuel gauge,
 - Location for max. 9" display
 - Compass
- Windscreen washer
- Steering wheel
- Footrest
- Red overhead night light, LED
- 1x windshield wiper at helm position, electric

Options

- Bow thruster
- Navigation maps storage
- Simrad Halo20+ radar incl. stainless steel radar mast, collapsable - only with Electronic pack
- Glomex WebBoat antenna



Lower deck - 1 cabin / 1 head



Lower deck - 2 cabins / 1 head

OWNER'S CABIN**Standard**

- EU King size bed (2,00 x 1,60m)
- Mattress (thickness: 10cm)
- 2x storage lockers under the berth
- Storage on both sides of the berth
- 2x hanging lockers
- 1x large opening hatch
- 2x large hull portlights
- Padded side panels
- Overhead lights, LED
- 1x 230V socket

Option

- 2x reading lights, LED
- Curtains
- Indirect light, LED
- Carpet

BATHROOM**Standard**

- Mirror
- Worktop in composite "Nero black" material
- Ceramic washbasin incl. hot/cold mixing tap
- Storage cupboard
- Manual toilet
- Acrylic glass shower separator
- Pull-out shower head
- 1x hull portlight
- 1x opening portlights in coachroof
- 2x Overhead light, LED
- 1x 230V socket

Option

- Indirect lights, LED
- Worktop surface «Dolomite white» in bathroom and wet-bar (instead of standard)

OFFICE/UTILITY ROOM**Standard**

- 1x hanging locker
- Desk
- 1x large hull portlight
- 1x opening portlight in coachroof
- 2x 230V sockets
- Overhead lights, LED

Options

- Curtains
- 2x reading lights, LED
- Indirect lights, LED

GUEST CABIN (OPTION)**Standard**

- EU French size bed (2,00 x 1,20m)
- Mattress (thickness: 10cm)
- Storage space under the berth
- 1x hanging locker
- 1x shelf along the hull
- 1x large hull portlight
- 1x opening portlight in coachroof
- Overhead lights, LED
- 2x 230V sockets

Options

- Curtains
- 2x reading lights, LED
- Indirect lights, LED
- Carpet

ENGINE

Standard

- Shaft line propulsion
- Propeller
- Single diesel engine: Yanmar 4JH45 (33,10kW/45,00hp)
- Fuel filters
- Seawater filter
- Water separator
- Engine room soundproofed with high density foam
- Air intakes for engine hold cooling, on coachroof
- Fire extinguisher port
- Fuel tank deck filler
- Rotomoulded fuel tank, 285l
- Steering system: hung rudder, stainless steel
- Hydraulic steering
- Engine access hatch in salon floor
- Engine room light, LED

Options

- Diesel- Yanmar 4JH45, 45,00hp/33,10kW, shaft drive
- Diesel - Yanmar 4JH57, 57hp/41,90kW, shaft drive
- Diesel - Yanmar 4JH110, 110hp/80,90kW, shaft drive

ELECTRICITY

Standard

- Multicolour 3,5" display (indicator of battery voltage, level gauges for fresh water, waste water, fuel, etc,...)
- Main electric switches, at dashboard
- 1x engine battery, AGM, 130Ah
- 2x service battery, AGM, 95Ah
- Battery charger, 230V/12V/40A
- Shore power socket, 230V/32A

Options

- Bow & stern thruster system incl. battery bank, totalling 200Ah
- Ship-to-shore cable, 15m

CONNECTIVITY

- Seanapps
- Mobile application for monitoring, safety, navigation data, maintenance and convort onboard

COMFORT

Options

- Diesel forced air heating incl. outlets in salon, cabins and windshield (not possible with electric propulsion)
- Air conditioning, totalling 20.000 BTU incl. outlets in salon and cabins
- Generator Fischer Panda, diesel (8.0kVA)
- Fans in salon and cabins

PLUMBING

Standard

- 1x manual bilge pump in cockpit, 30l/min
- 1x electric bilge pump, 50l/min
- 1x fresh water pump for pressuring hot/cold water system
- Water tank filler on port
- Rotomoulded fresh water tank, 380l
- Rotomoulded black water tank, 170l

Options

- Rotomoulded grey water tank, 170l
- Water heater, 40l working off engine exchanger and 230V

GAS

- Gas locker for 2x 2,75kg EU gas bottles in cockpit bench
- Regulator and safety tap
- Gas leak detector

MISCELLANEOUS

- Owner's manual
- Loading on truck
- Protective shrink wrap

CONTACTS

www.delphiayachts.com
T +48 87 520 74 00
delphiayachts@delphiayachts.eu